

stryker

LIFEPAK® AED response system
Connected. Ready.



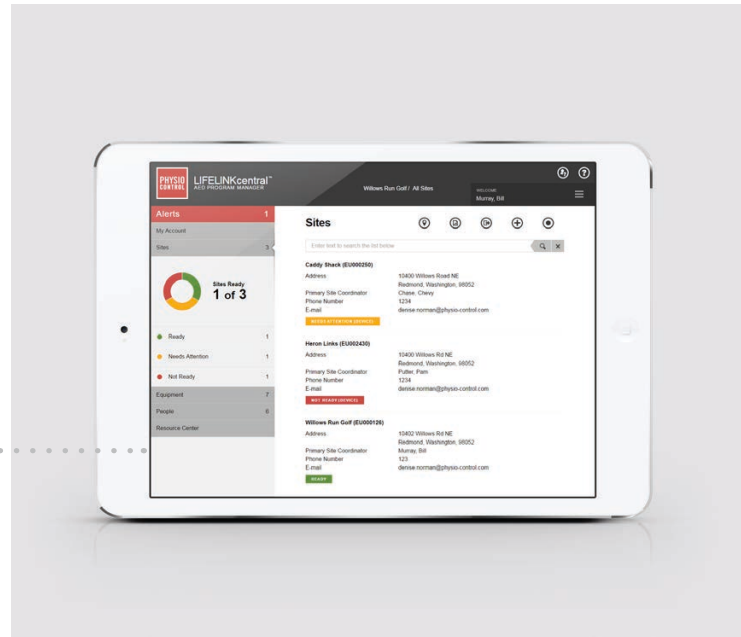
LIFEPAK® CR2 defibrillator
with **LIFELINKcentral™ AED** program manager

A new approach to public access defibrillation.

Sudden cardiac arrest (SCA) can happen to anyone—anywhere. Immediate treatment is vital. A victim's chance of survival dramatically decreases for every minute without treatment.¹ That's why public access defibrillators are so important. They put lifesaving technology where it can do the most good. So when an emergency happens, you should have nothing less than the best.

Visualise a future where better technology enables better outcomes—and more lives saved. The groundbreaking LIFEPAK CR2 defibrillator with LIFELINKcentral AED program manager is at the heart of a complete AED response system. Everything and everyone involved are connected, reducing unnecessary delays when a SCA occurs. It's exactly the breakthrough technology you'd expect from an industry leader.





Self-monitoring means you're emergency ready

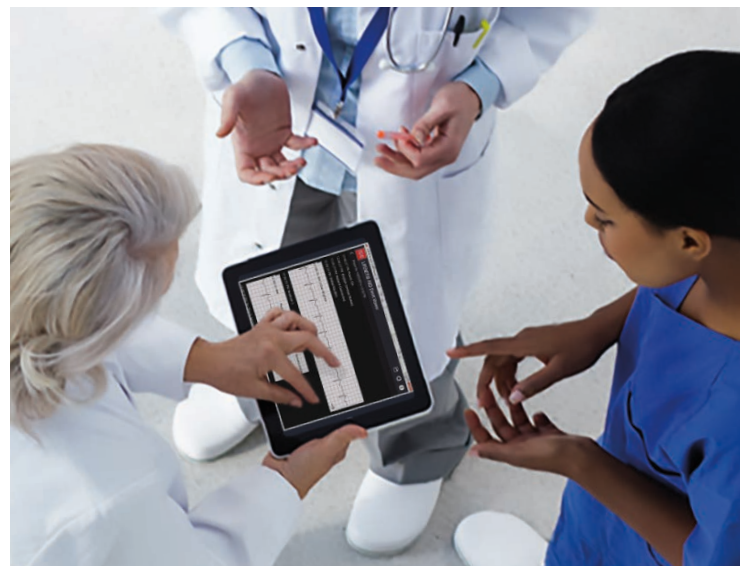
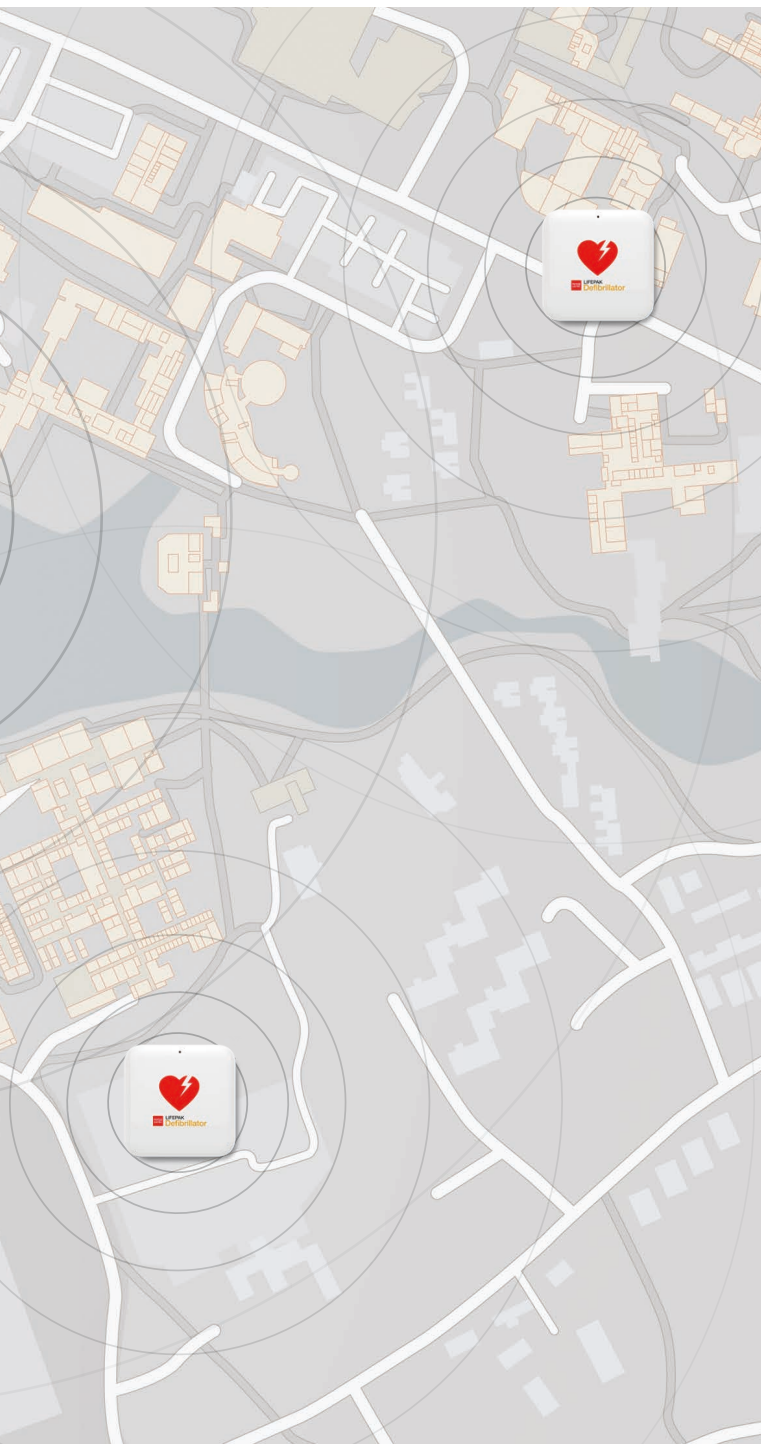
AEDs are effective only if they are close at hand and ready to work. Whether you have one AED, or 100 spread across the globe, now you can track the readiness status of each one. Ongoing system maintenance has been time-consuming and error-prone—until now.



The LIFELINKcentral AED program manager monitors each CR2 connected to a Wi-Fi® or cellular network and alerts you to anything that may affect device readiness—all automatically.

Battery not charged? You'll receive an alert through the LIFELINKcentral AED program manager, helping to greatly reduce the effort and expense of managing your AED program, while increasing your program's readiness and effectiveness.





Connectivity is the foundation for better care.

Wi-Fi connectivity can give emergency responders equipped with LIFENET® AED event viewer a complete picture of each SCA event. So even before they arrive, they are better prepared for the patient, knowing details of shocks given, seeing the actual patient's ECG and more.

This continuity of care follows patients to the hospital as well, and carries over for providers connected to the LIFENET System. After an event, all information can be seamlessly sent via Wi-Fi network and integrated into one patient care record report, without having to download event data directly from the AED.

Continuous CPR

increases survival rates²

Every SCA response requires CPR. Every single one. Previously, CPR had to be interrupted for heart rhythm analysis, and older, competitive technologies require rescuers to pause for 10 seconds or more. Unfortunately, interrupting CPR adversely affects survival rates and the 2015 European Resuscitation Council (ERC) Guidelines recommend minimising pauses to increase the chance of a successful outcome.³

While other AEDs may offer CPR feedback through the use of an accelerometer or additional tool, the CR2 provides the right amount of instruction and includes new cprINSIGHT™ analysis technology. Once CPR begins, cprINSIGHT technology automatically analyses and detects if a shock is needed. This significantly reduces pauses in chest compressions, even eliminating pauses if the rhythm is determined to be non-shockable. And more CPR means improved blood circulation and better odds of survival.^{3,4}

The CR2 is the only AED that allows chest compressions during ECG rhythm analysis, thereby reducing pauses between CPR and defibrillation. In an AED comparison study, the CR2 helped lay responders deliver high overall CPR quality.⁵ If a shockable rhythm is detected, the CR2 delivers shocks with powerful escalating energy, with no judgment call required on the part of the user. The CR2 will keep the rescuer focused on what really matters—saving a life.⁵





Fast time to first shock.⁵

Even minimally-trained users can quickly begin lifesaving care in just 2 steps:

1

Open lid and bare patient's chest.



2

Pull red handle and apply electrodes.



According to the ERC Guidelines, when bystanders provide CPR and use an AED to deliver a shock within 3-5 minutes of collapse or before emergency services arrive, survival rates can increase as high as 70%.³

LIFEPAK CR2 defibrillator
with **LIFELINKcentral AED** program manager

Designed for user confidence

For a minimally trained responder, intervening in an unfolding emergency can be intimidating. Responders need the easiest possible AED to instill confidence.

The LIFEPAK CR2 defibrillator uses simple graphics, audible instructions and automated features to help users remain focused. We've removed all the guesswork with proven results.⁵

AED users consistently rated the CR2 easy to use and easy to hear, and confirmed the AED provides a high level of user confidence.⁵





Saving a life can be easier than you think.

1-2

Layered design with easy to follow bold graphics

Both trained and untrained AED users clearly know how to begin.



QUIK-STEP™ electrodes

Peel directly off the base for faster side-by-side placement.



cprINSIGHT™ analysis technology

Analyses for shockable rhythm during chest compressions with no need to pause.



Metronome and CPR coaching

Sets an effective pace and audibly guides users by providing prompts that continually advise correct technique and depth.



Child Mode

Toggle to Child Mode for reduced energy and CPR guidance appropriate for children.



ClearVoice™ technology

Enables prompts to be heard more clearly in noisy environments.



Highest available energy

Up to 360J for more effective shocks as needed.



Bilingual

Toggle between two pre-set languages when using the device.



LIFEPAK TOUGH™

IP55 rating for challenging environments.

8yr

8-year warranty

Backed by an 8-year warranty.

Specifications

Defibrillator

Model: LPCR2

Waveform: Biphasic Truncated
Exponential with voltage and duration compensation for patient impedance.

Patient impedance range: 10 – 300 ohms

Energy accuracy:
10% of the energy setting into 50 ohms
15% of the rated energy output into
25 – 175 ohms

Output energy sequence: Multiple levels,
configurable from 150 joules to 360 joules.

Energy default: 200J, 300J, 360J (adult)
50J, 75J, 90J (paediatric)

Shock Advisory System™: An ECG
analysis system that advises whether
a shock is appropriate.

cprINSIGHT™ analysis technology:
Enables the defibrillator to analyse
the patient's heart rhythm while CPR
is being performed.

CPR coaching: Instructions for adult
and paediatric CPR, including feedback
when no CPR is detected, rate and depth
guidance, a metronome and instructions
on hand placement.

**Time to shock at 360J after CPR
(with cprINSIGHT enabled):**

- **Semi-automatic:** < 7 seconds

- **Fully automatic:** < 13 seconds

Charge time: 0 seconds for first 150J or
200J shock (as device is pre-charged). With
cprINSIGHT enabled, subsequent shocks
will be charged during CPR and ready to
shock at the end of the CPR period.

Controls

Lid release/ON-OFF: Controls device
power.

Shock button, semi-automatic: Delivers
energy when button pressed by the user.

Shock button, fully automatic: Flashes
prior to delivering shock without requiring
user intervention.

Child Mode button: Allows operator to
switch to Child Mode for reduced energy
and CPR guidance appropriate for children
from one year old.

Language button: Optional feature allows
operator to switch between the primary
and secondary languages for an optional
multi-language configuration.

Electrical protection: Input protected
against high voltage defibrillator pulses per
IEC 60601-1/EN 60601-1.

Safety classification: Internally powered
equipment. IEC 60601-1/EN 60601-1.

User interface

User interface: The user interface
includes voice prompts and audible tones.

ClearVoice™ technology: Detects
background noise and adjusts audio and
voice prompts to ensure they can be heard
clearly in noisy environments.

Device status indicators: Visual and
audible indicators indicating system
readiness (device, pads and battery).

Environmental

Note: All performance specifications
defined assume the unit has been stored
(two hours minimum) at operating
temperature prior to operation.

Operating temperature: 0° to +50°C
(+32° to +122°F).

Storage temperature: -30° to +60°C
(-22° to +140°F) with battery and
electrodes, maximum exposure time
limited to one week.

Long term storage: Always store the
defibrillator within the recommended
temperature range of 15° to 35°C
(59° to 95°F).

Altitude: -382 to 4,572 m
(-1,253 to 15,000 ft).

Relative humidity: 5 to 95%
(non-condensing).

Dust and water resistance: IEC 60529/
EN 60529 IP55 with electrodes connected
and battery installed.

Shock: IEC 60068-2-27, (40g, 11 ms pulse,
½ sine each axis).

Vibration: MIL-STD-810G, method 514.6,
helicopter – category 14 and ground
vehicle – category 20.

Physical characteristics

**With handle, including electrodes
and battery:**

- **Height:** 9.7 cm (3.8 in)

- **Width:** 22.6 cm (8.9 in)

- **Depth:** 27.4 cm (10.8 in)

- **Weight:** 2.0 kg (4.5 lb)

Accessories

Primary battery:

- **Type:** Lithium manganese dioxide
(Li/MnO₂), 12.0V, 4.7 amp-hours.

- **Capacity (at 20°C):** Will provide 166 200
joule shocks (with one minute of CPR
between shocks) or 103 360 joules shocks
(with one minute of CPR between shocks)
or 800 minutes of operating time.

- **Standby life (assuming daily
tests only):**

A new battery provides device power
for 4 years if installed in device that
is not used.

- **Replace battery indication:** At least
6 shocks and 30 minutes of operating time
remain when first indicated.

- **Weight:** 0.3 kg (0.7 lb)

Electrode pads:

- **Pads:** Can be used on both adult and
paediatric patients.

- **Pads packaging:** User intuitive, rapid
access electrodes.

- **Pads replacement:** Replace every
4 years or after each patient use.

Data storage

Memory type: Internal digital memory
(flash RAM).

ECG storage: Minimum 60 minutes of
ECG stored for two patient episodes.

Communications

Communications: USB, Wireless
802.11 b/g/n, or cellular data transfer to
LIFELINKcentral™ AED program
manager or LIFENET® System.

Frequency range:

- **Wi-Fi:** 2400MHz – 2483.5MHz

- **Cellular:** WCDMA 800/ 850/ 900/
1700/1900/2100; GSM 850/900/1800/1900

Let's save more lives with the LIFEPAK AED response system

We are working on a future where better technology enables better outcomes—and more lives saved. When SCA strikes, you want the best for your employees, customers, students and the public. Designed by the trusted industry leader in emergency response technology, the LIFEPAK CR2 defibrillator with LIFELINKcentral AED program manager gives users the solution they need to effectively respond to an SCA emergency—all while maintaining its own readiness through self-monitoring, making AED program management nearly effortless.

References

- 1 Graham R, McCoy M, Schultz A. Strategies to Improve Cardiac Arrest Survival, A Time to Act. Institute of Medicine Report, 2015.
- 2 Christenson J, Andrusiek D, Everson-Stewart S, et al. Chest compression fraction determines survival in patients with out-of-hospital ventricular fibrillation. *Circulation*. 2009;120:1241-1247.
- 3 Berg RA, Hemphill R, Abella BS, Et al. Part 5: Adult Basic Life Support: 2010 American Heart Association Guidelines for Cardiopulmonary Resuscitation and Emergency Cardiovascular Care. *Circulation*. 2010;122[suppl 3]:S694.
- 4 Brouwer T, Walker R, Chapman F, Koster, R. Association Between Chest Compression Interruptions and Clinical Outcomes of Ventricular Fibrillation Out-of-Hospital Cardiac Arrest. *Circulation*. 2015;132:1030-1037.
- 5 Physio-Control Internal Semi-Automatic AED Comparison Usability Study, August 2016.

The LIFEPAK CR2 is available in a non-connected version called LIFEPAK CR2 USB. This version does not include connectivity, dual language, or cprINSIGHT. Please see the LIFEPAK CR2 USB data sheet for details.

If you purchased your LIFEPAK CR2 defibrillator from an authorized Stryker distributor or reseller, this distributor or reseller will have access to your LIFELINKcentral AED Program Manager account and may receive notifications prompted by the LIFEPAK CR2 defibrillator. Please note that this setting to notify your distributor or reseller can be disabled at ANY time: if you wish to disable this setting, please send a request to Stryker Customer Support to self-manage your site without notifications to your distributor or reseller.

For further information, please contact your Stryker representative or visit our website at strykeremergencycare.com

Emergency Care Public Access

AED users should be trained in CPR and in the use of the AED.

Although not everyone can be saved, studies show that early defibrillation can dramatically improve survival rates. AEDs are indicated for use on adults and children. AEDs may be used on children weighing less than 25 kg (55 lbs) but some models require separate defibrillation electrodes.

The information presented is intended to demonstrate Stryker's product offerings. Refer to operating instructions for complete directions for use indications, contraindications, warnings, cautions, and potential adverse events, before using any of Stryker's products. Products may not be available in all markets because product availability is subject to the regulatory and/or medical practices in individual markets. Please contact your representative if you have questions about the availability of Stryker's products in your area. Specifications subject to change without notice. The products depicted are CE marked in accordance with applicable EU Regulations and Directives.

Stryker or its affiliated entities own, use, or have applied for the following trademarks or service marks: LIFELINKcentral, LIFEPAK. All other trademarks are trademarks of their respective owners or holders.

The absence of a product, feature, or service name, or logo from this list does not constitute a waiver of Stryker's trademark or other intellectual property rights concerning that name or logo.


08/2020
GDR 3327635_F
Copyright © 2020 Stryker



CE Class IIb (0123)

Physio-Control, Inc.
11811 Willows Road NE
Redmond, WA, 98052 U.S.A.
Toll free 800 442 1142
strykeremergencycare.com

Stryker European
Operations B.V.
Herikerbergweg 110
1101 CM Amsterdam
Netherlands

 for Physio-Control, Inc.
Tel +31 (0)43 3620008
Fax +31 (0)43 3632001

Distributed by:

Stryker UK Ltd
Stryker House
Hambridge Road
Newbury, Berkshire
RG14 5AW
United Kingdom